

To make Medium work, we log user data. By using Medium, you agree to our [Privacy Policy](#), including cookie policy.



Cornell Note Taking — The Best Way To Take Notes Explained



GoodNotes


Aug 9, 2017 · 3 min read

There are many different ways of taking notes in school or at the university. Some prefer to take a structured approach and use an outline method to take notes, some may prefer a visual way and draw mind maps, some may even use no structure at all. However, there is **one note-taking technique that is superior to others** in many cases and science has proven that it is not only more efficient but also makes it a lot easier to review notes, for example when preparing for an exam.


The technique we're referring to is called "**Cornell Note Taking**". It is a system for taking, organizing and reviewing notes and has been devised by Prof. Walter Pauk of Cornell University in the 1950s.

How to use it

It requires very little preparation which makes it ideal for note taking in class. The page will be divided into 4 — or sometimes only 3 — different sections: Two columns, one area at the bottom of the page, and one smaller area at the top of the page.




To make Medium work, we log user data. By using Medium, you agree to our [Privacy Policy](#), including cookie policy. ×




The idea behind this is very easy. All actual notes from the lecture go into the main note-taking column.

The smaller column on the left side is for questions about the notes that can be answered when reviewing and keywords or comments that make the whole reviewing and exam preparation process easier.

When reviewing the notes, a brief summary of every page should be written into the section at the bottom.



To make Medium work, we log user data. By using Medium, you agree to our [Privacy Policy](#), including cookie policy.



Why should you use it?

Besides being a very efficient way of taking great notes in class, Cornell note taking is THE perfect tip for exam preparation. Why you might ask. The system itself encourages students to reflect on their notes by summarizing them briefly in their own words. Often, this can already be enough to remember study notes and to successfully pass an exam. When reviewing your notes it is useful to **reorder objects on the page, for example, to add a solution to an answer** on the side to the notes. Apps like GoodNotes help students to accomplish these tasks when notes are taken on an iPad.

We believe in the power of the system since it allows you to take, review and organize notes in a shorter time. Not only is it very efficient but it can also help you to achieve better grades in your exams. This is why we have included a Cornell note taking template into our free PDF template folder and encourage everyone to try it out in GoodNotes.

Instructions on how to import the template into the library in GoodNotes can also be found in the folder.

To make Medium work, we log user data. By using Medium, you agree to our [Privacy Policy](#), including cookie policy.

×

We hope that this tip for better note taking helps you to prepare yourself more efficiently for exams or the next meeting. If Cornell Notes is not the right method for you, we recommend reading our overview of the most common note-taking methods and when to use them:

<div><div>The Best Note-Taking Methods</div><div>For college students & serious note-takers</div><div>medium.goodnotes.com</div></div>		
---	--	--