



Merħba! Benvenuti!



Co-funded by
the European Union



By Maegan Friggieri, Malta


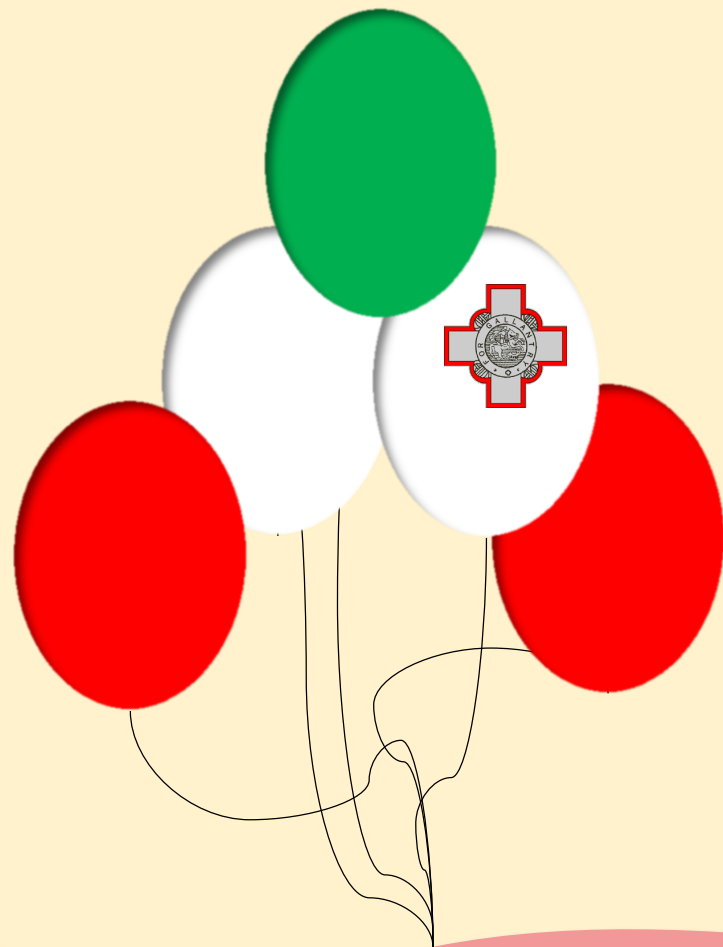
On the way there.....

- 9 meetings for project design and advice on application
- July 2019 - September 2019 - Writing of project application
- 29th September 2019 - Submission of application
- 17th December 2019 - project funded !!! 😊



Key Action 2 Results R3 KA 205 R3 - Strategic Partnership

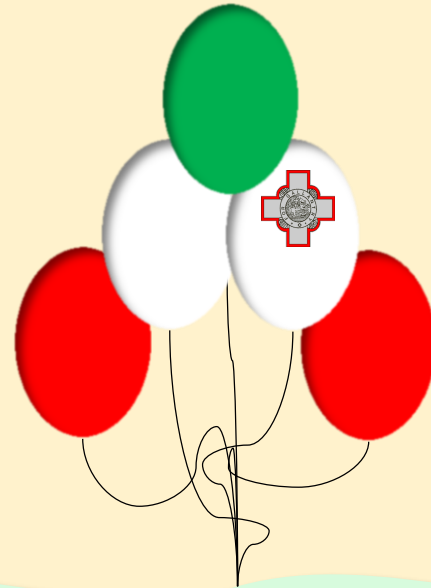
Project Reference Number	Name of Beneficiary	Project Title	Amount awarded	Status
2019-3-MT01-KA205-074042	CREOLABS TTD	KnockinG ON JOB door	€ 89,674.00	Selected
2019-3-MT01-KA205-074043	Dyslexic Teens Dialogue	Our Journey: Let's Continue the Conversation!	€ 64,828.00	Selected
2019-3-MT01-KA205-074058				Reserved
2019-3-MT01-KA205-074066				Reserved
2019-3-MT01-KA205-074079				Reserved
2019-3-MT01-KA205-074037				Rejected
2019-3-MT01-KA205-074078				Rejected
2019-3-MT01-KA205-074030				Rejected
2019-3-MT01-KA205-074055				Rejected
2019-3-MT01-KA205-074065				Rejected
Total granted in Round 3: €154,502.00				
Disclaimer: Grant amount awarded is subject to available funding.				



This is us! Questi siamo noi!



Dis...Correre -
Molfetta (Italy)



Italy week
Malta Week

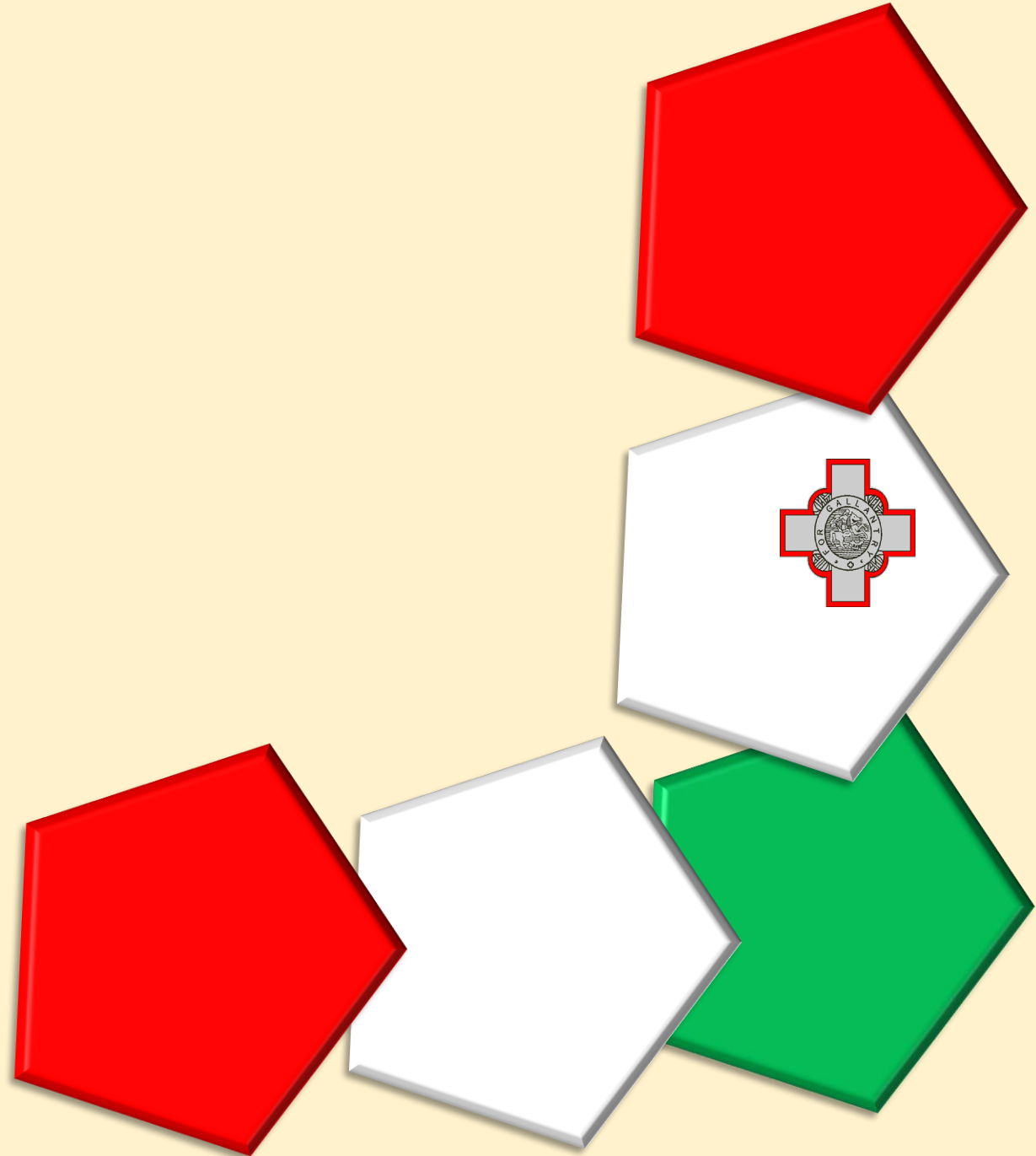


2020 → 2023

Dyslexic Teens
Dialogue - Malta



Meetings & Activities

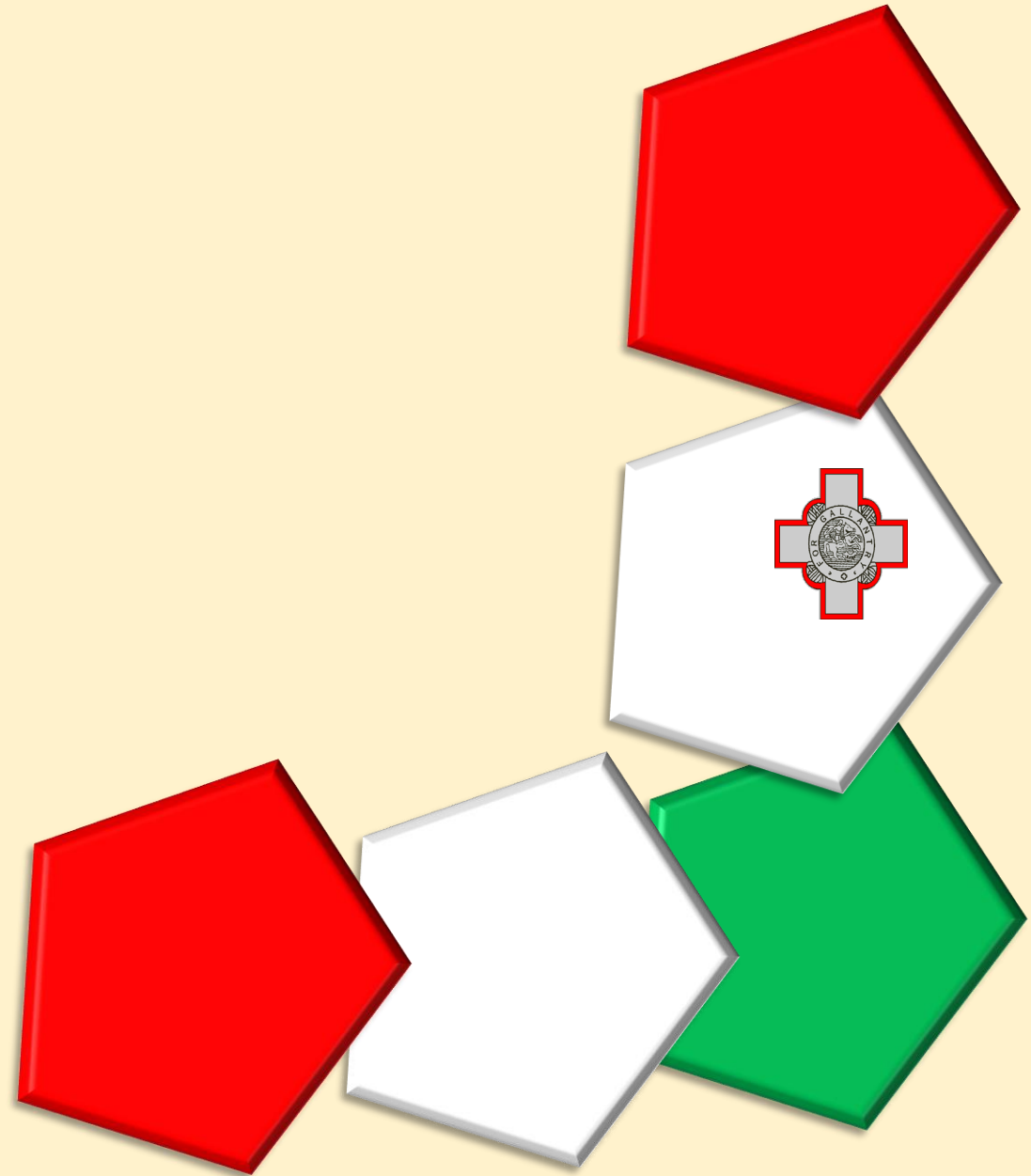





Covid-19 pandemic

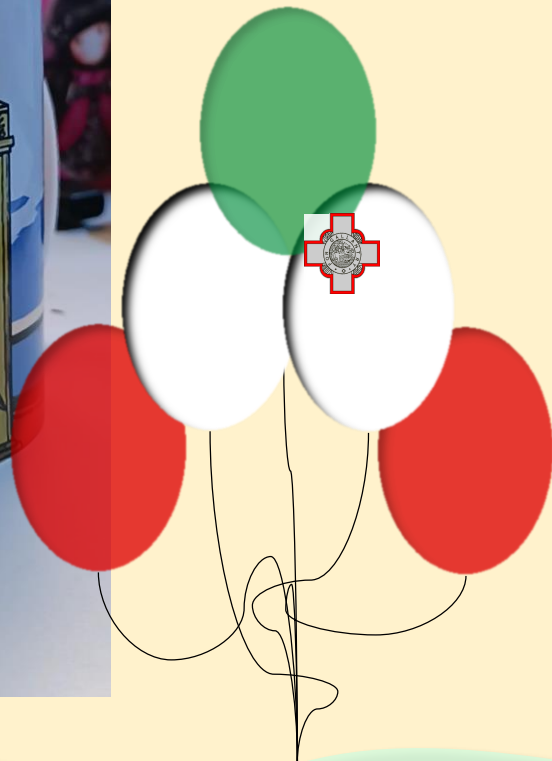


Our Identity





T-Shirt



Our mug/La nostra
tazza

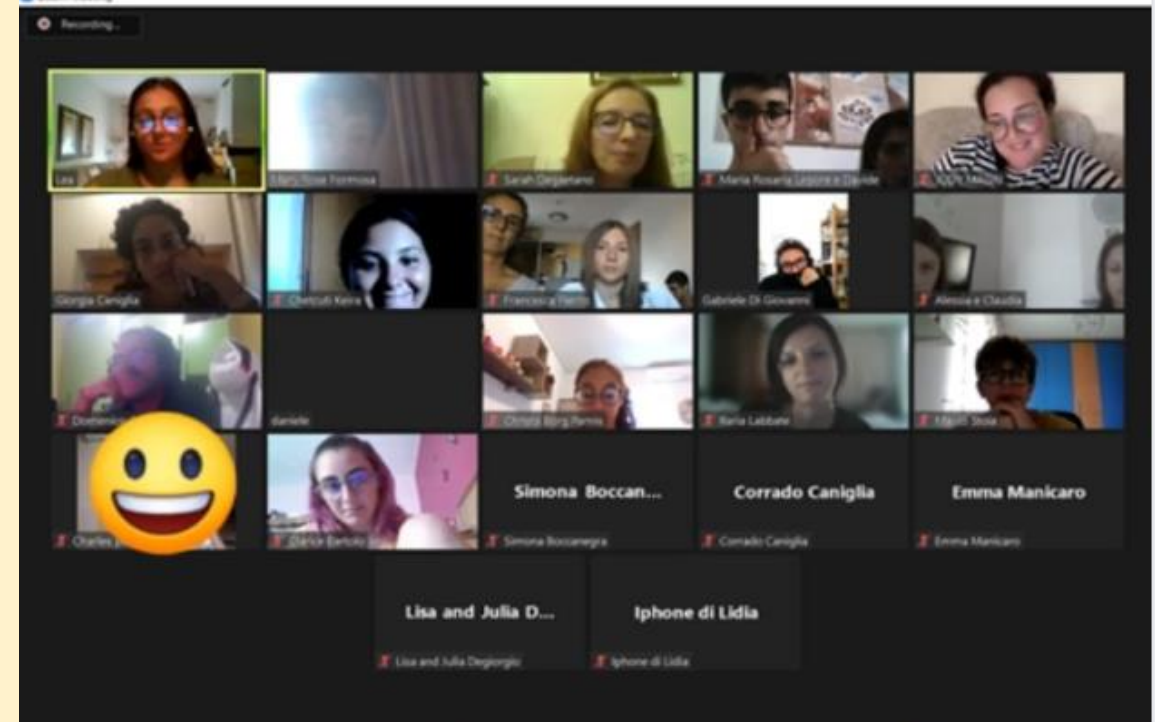
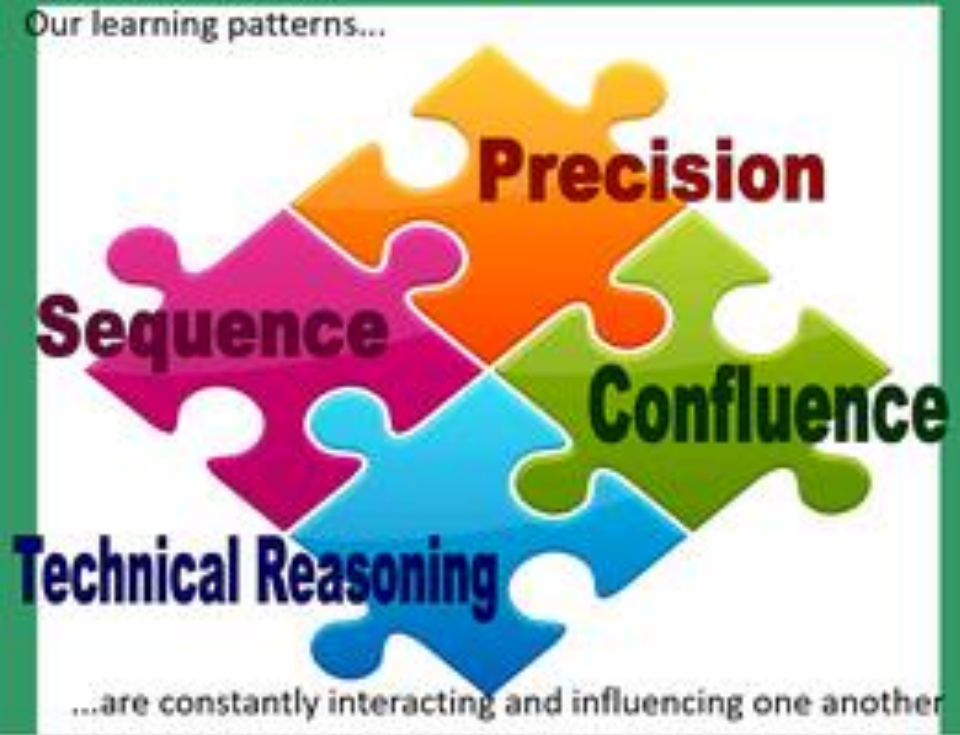
Maltese
Italian



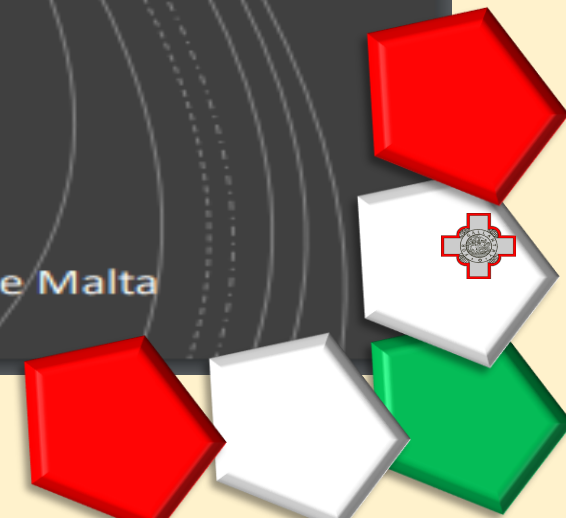
Goodie Bags

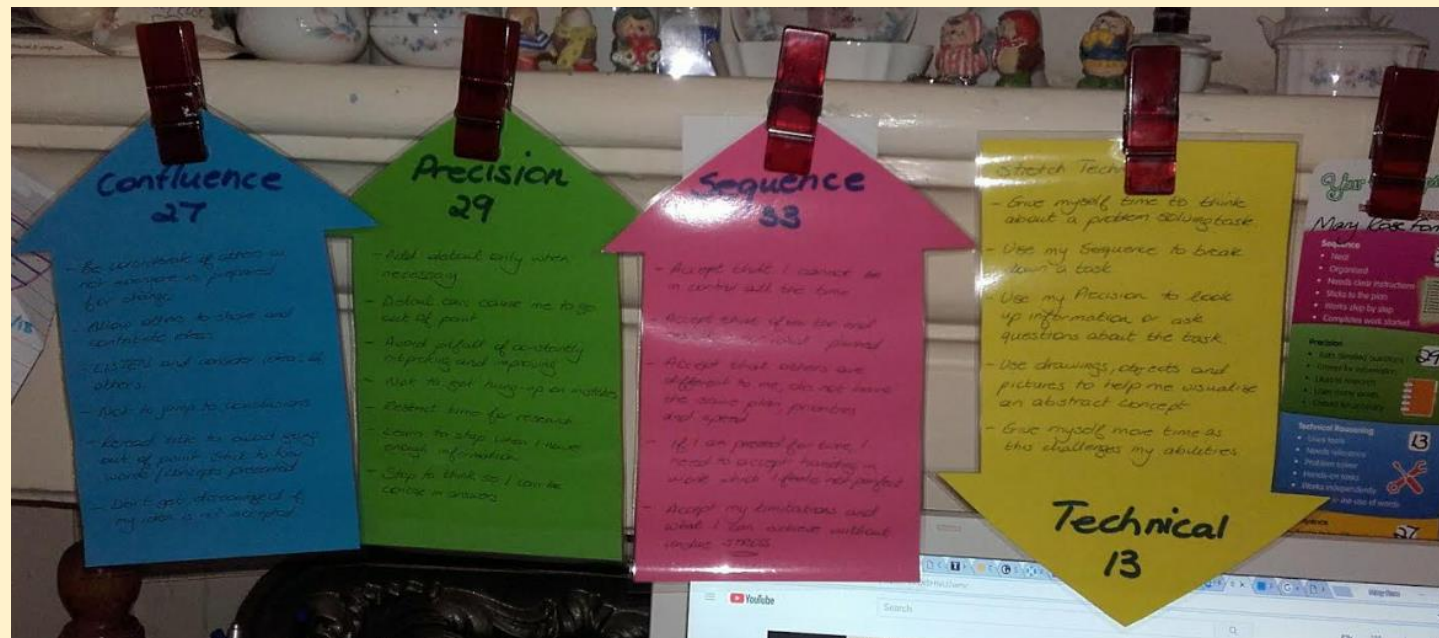
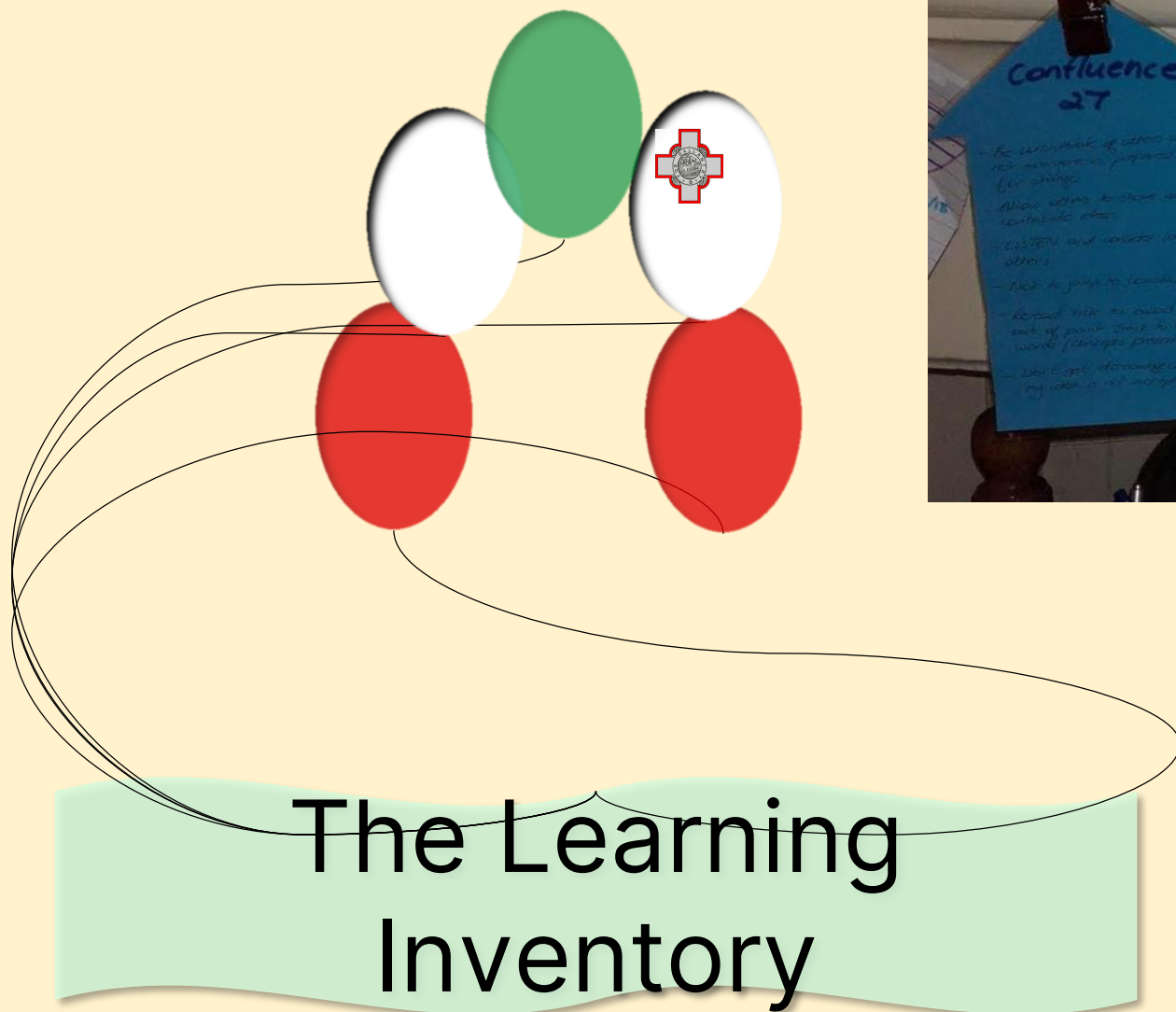


Training



Trainer: Sarah DeGaetano





Skeda: Fil-kaxxi t'hawn taht, nizzel numru ghal kull nisposta li jaqbel mal-valuri moghtiljin hawn:

qatt - 1 rari - 2 xi kultant - 3 ta' spiss - 4 dejjem - 5

Ghodd in-numri fil-kaxxi l-bojod u nizzel it-total fit-tarf ta' kull linja.

Sekwenza: Proċess li fih irrid li l-affarijiet ikunu organizzati, lippjanati u magħmulin pass pass. Total: 30


Preċiżjoni: Proċess li fih nitgħallew billi nistaqsi, nirriċerka u niehu noti dettaljati. Total: 29

Teknika: Proċess li fih nitgħallew mill-esperjenza u billi nahdem b'ideja. Total: 20


Konfluwenza: Proċess li fih irrid li l-affarijiet nagħmilhom kif jidherli jien, billi nhalli l-intwizzjoni tmexxini. Total: 26

it-tabella.

Public Speaking Skills



Trainer: Mr Kenny Muscat



Peer assessment

Peer assessment forms for the topic "Gastronomy" (TOTAL SCORE 135) and "Diversity" (TOTAL SCORE 164). The forms include sections for "Presentation of Topic", "Appearance, ground & layout", and "Structure".

Handwritten scores and totals:

- Gastronomy: 30, 21, 20, 24, 26, 135
- Diversity: 21, 30, 26, 164
- Env. (Environmental): 13, 21, 15, 136
- Peace: 27, 28, 122

Peer assessment forms for the topic "Oral presentation by team". The forms include sections for "Presentation of Topic", "Appearance, ground & layout", and "Structure".

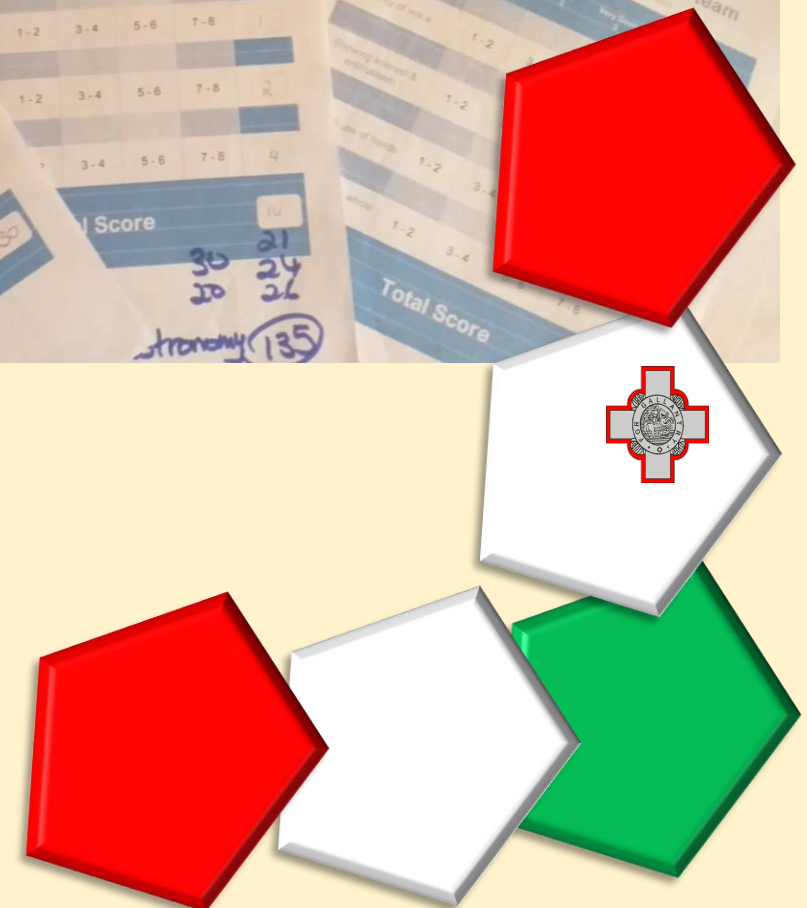
Handwritten scores and totals:

- Oral presentation by team: 30, 21, 20, 24, 26, 135

Peer assessment forms for the topic "Public Speaking Presentations - Kenny Muscat - 8th August 2022". The forms include sections for "Presentation of Topic", "Appearance, ground & layout", and "Structure".

Handwritten scores and totals:

- Public Speaking Presentations - Kenny Muscat - 8th August 2022: 21, 30, 26, 164





Videos

ERASMUSDAYS 2021



October is the right time for
#Erasmusdays 2021!

This is our third participation in this annual event!

For 2021 we thought ahead and organized collaboration between our 2 informal youth groups during the summer months. Our vid includes testimonials from the youth participants in Malta and Italy about their project experience and the usefulness of 'Year in Pixels' leaflet as a tool for well-being.

You can find out what #Erasmusdays is all about right here.

We hope you will enjoy our video which was produced to participate in the event! View the end to see our blooper takes!

We would like to thank Mr. Fernando Mifsud, Curator of Villa Fenech for allowing us to use the beautiful location and Mr. Lawrence Micallef who worked on the editing of this video.

SCROLL DOWN to view some photos we took on the day of the filming at Villa Fenech in Pietà.



ErasmusDays

2020

2021

ERASMUSDAYS 2020

To celebrate ErasmusDay 2020 we came up with this video to showcase our 3 successful Erasmus projects since 2015. We hope you enjoy watching it! 🥰





Here is the Team for the ErasmusDay 2020 video, from left Daniel, Keira, Roberta, Katrina, Maria and Julia and more photos we took on the day. The video was filmed in Ġnien il-Ġharusa tal-Malta in September 2020.



The Team for ErasmusDay 2020







2021



Transnational Meetings





Transnational Meeting M1 July 2021

Molfetta, Italy



Transnational Meeting M2

September 2021



Sliema, Malta



Transnational Meeting M3

April 2022


Molfetta, Italy



✧ Transnational Meeting M4 ✧ June 2022 ✧


Sliema, Malta






C1 – Learning, Teaching & Training – July 2022 Sliema, Malta






C2 – Learning, Teaching
& Training – August 2022
Molfetta, Italy



C3 - Learning, Teaching & Training -
September 2022 -Molfetta, Italia






Loading.....

C4 - Learning, Teaching &
Training - October 2022
Sliema, Malta



Erasmus+ Project Outcomes



P

Nome: _____

Year in Pixels in dialetto è stato tradotto da Giada Caputi e Roberta Adesso con il supporto di Giuseppe Boccanegra



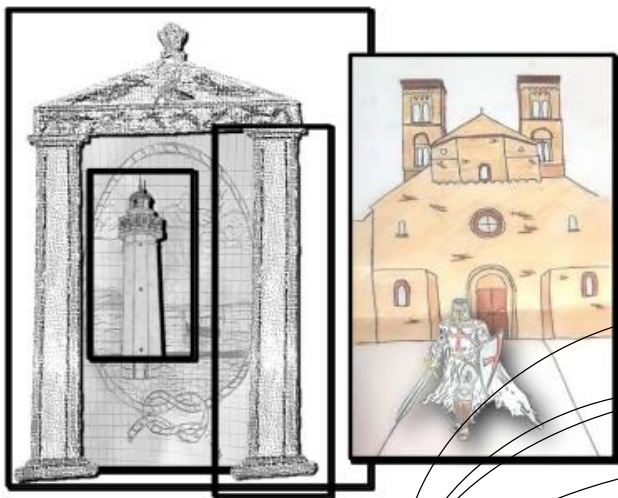
Dyslexic Teens Dialogue - 2019-3-MTD1-KA205-074043

sendmend ogne daij?
Tnè cund d l tauj sendmend è nu maot
positiv ca fasc nu spazj ca t fasc pnzà
saop com t sind tot la daij. Accsì put
avè né idee d l sendmend ca è ogne
daij. U end è nu strmend ca put rgstrà
e tnè cund d l sendmend p nu cert
period. Adaccsì put vdè ci t'aiaut.

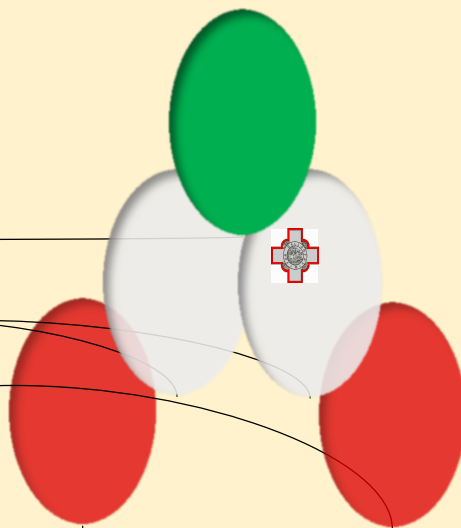


DYSLEXIC TEENS DIALOGUE

Suggestions and Tips for Yourself, Your Friends, Parents and Professionals!



MALTA - ITALY
2020-2023



Leaflet/Volantino


2021 HINTS & TIPS

By Julia and Lisa Degiorgio


Julia and Lisa put together a great piece of work! They went over our 2015 Leaflet of Hints and Tips and updated it further with more hints and tips and.... a new great art work! This was done during workshops they held at Villa Frere, Pieta in September 2021 when a representation from the Italian Team from Dis...Correre, Davide and Roberta, were visiting us for the second Transnational Project Meeting M2.

This is the result of their work! Scroll down to find these hints and tips collected in one very attractive document that you can share at youth centers, school and everywhere! Spread the word about supporting someone with dyslexia! 😊


Suggestions and Tips for Yourself, Your Friends, Parents and Professionals!



MALTA - ITALY
2020-2023




Our Recipe Book



Our Website @


www.mylearningtolearn.com



You're browsing as a Guest

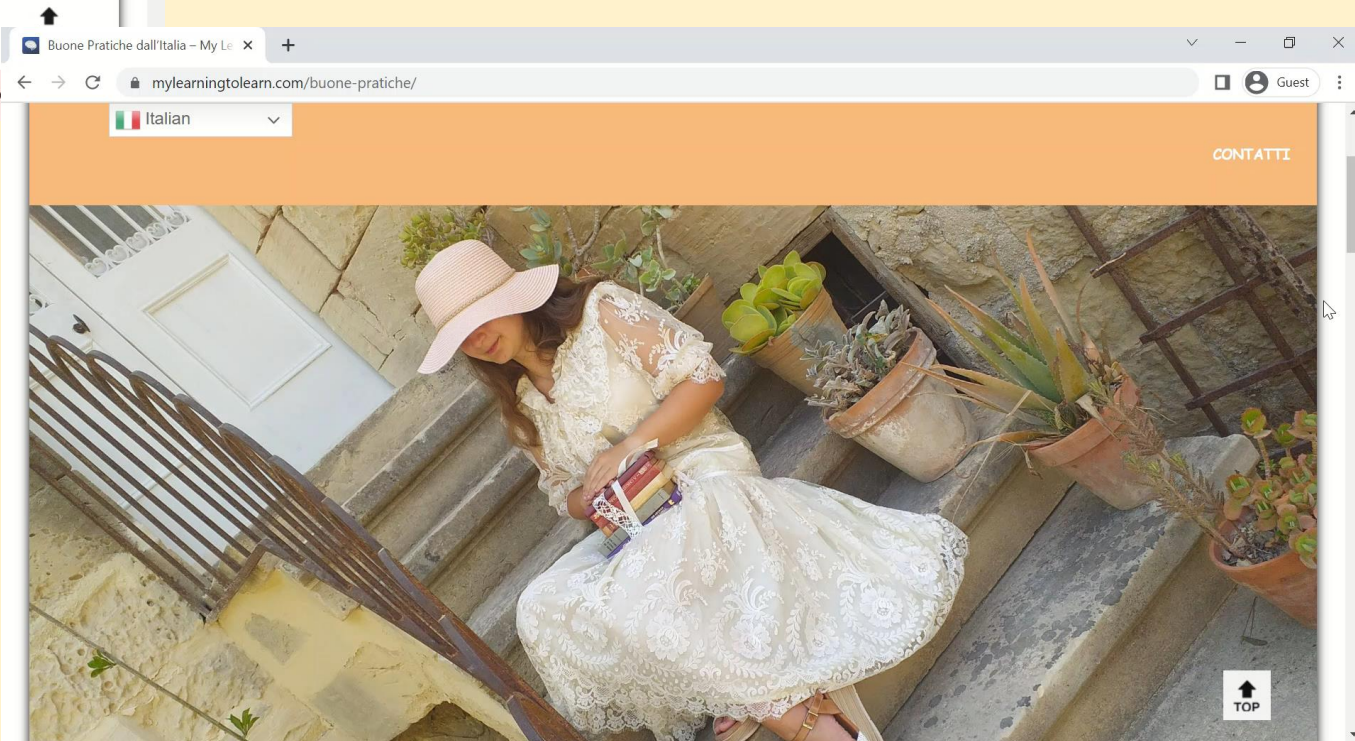
Pages you view in this window won't appear in the browser history and they won't leave other traces, like cookies, on the computer after you close all open Guest windows. Any files you download will be preserved, however.

[Learn more](#)



GOOD PRACTICES FROM MALTA

English





Feedback time! Tempo per feedback!

LEARNIN

Use methods of memorization such as the memory palace or be careful during the lesson.

♡ 0

6 thinking hats

It made me think of 6 different perspectives of an experience. I will use it when I only see the negative of something.

♡ 0

Taking and making notes

I find it best when I write my own notes, especially if I use different coloured pens and drawings.

♡ 0

Taking and making notes

I think that the simplest method is the best one too. It is often applicable and can be done on your own way.

♡ 0

Mind maps

For me, seeing everything in front of me as a picture of how it all relates makes me understand in the best way possible.

♡ 0

Using methods of memorisation and taking and making notes.

I don't find it hard to memorise stuff so I like to memorise the most important stuff for an exam etc. When it comes to making and taking notes, I like to write imp stuff mentioned in class and adding on research I found online or in our book. I reading over notes to be the best way I learn.

♡ 0

Flash card and maps

i thing is a good way to learn something, maebly with some references in the maps to help the brain to do the right connection between the things you already know and the thing you don't know

♡ 0

6 thinking hats

I chose this for it liner critical thinking which can narrow down idea and help to focus

♡ 0

Taking and making notes nad mind maps

I preferred these the most as they are two very simple methods that would alwyas come in handy whatever the situation is. They are also the simplest but have the biggest impact on learning.

♡ 0

Taking and making notes

I find this method best as when I am writing I find it much easier to remember. I also like this method because I am free to use my creativity e.g. by adding a drawing or by using different colours.

♡ 0

Metodi di memorizzazione

♡ 0

Prendere appunti e fare mappe

♡ 0

Taking & making notes

It is easier for me to understand and memorise content when I take and customise my own notes.

♡ 0

Taking& making notes

For me taking and making notes is the best because helps you to memorize faster and you can do it on your own

♡ 0

Flashcards

They make studying so much more efficient and active as you are constantly "testing" yourself to see what you know and what you don't know. This makes studying more engaging so I will be able to be stimulated and stay focused for longer.

♡ 0

Circle time e discussion
per me è la pratica migliore perché attraverso il confronto con l'altro riesco a conoscere svariati argomenti di cui non ne ero a conoscenza oppure di cui ne ho ampliata

♡ 0

Mind maps

Using mind maps makes learning and memorizing easier for me

♡ 0

Mind maps and Flash cards

I have a photographic memory and so mind maps and flash cards help me study and remember most things more easily.

♡ 0

Flash cards and mind maps

I find that work best for me as I have a mostly photography memory, so I find I learn better with them.

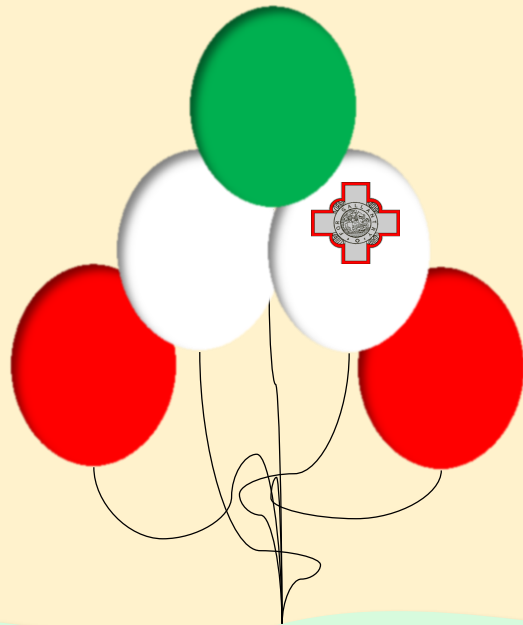
♡ 0

Flashcards, taking and making notes, and working out past papers

By taking notes, I write down what I need to learn, and by flashcards, I can quiz myself on what I need to know instead of asking for someone to ask me themselves. Past papers help to notice which questions come out most common and allow me to test myself, especially when giving them to a teacher to correct.

♡ 0

Knowledge, Skills & Attitudes... Youthpass!!



2020- 2023



Teams

Kylie Sultana
Lara Sultana
Lea Sammut
Maegan Friggieri


Chloe Muscat
Christa Borg Parnis
Clarice Bartolo
Emma Manicaro

Francesca Pierro
Gabriele di Giovanni
Lidia Bui
Marco Stoia



Daniele Ragno
Davide Papparella
Domenico Centrone
Domenico Modugno

Alessia di Terlizzi
Bea de Candia
Claudia di Terlizzi
Daniele Binetti




Sarah Cassar Dymond
Shirley Scalpello
Trudie Buhagiar Argento

Martina Micallef
Mary Rose Formosa
Michael Formosa
Michelle Sammut

Ilaria Labbate
Judy Magri
Katrina Bugagiar
Kenny Muscat

Maria Rosaria Lepore
Michele Modugno
Roberta Adesso
Simona Boccanegra



Credits:

PowerPoint Presentation by Maegan Friggieri
Videography by Lawrence Micallef

Our Journey: Let's Continue the Conversation!

Erasmus+ KA2 Transnational Youth Initiative: Exchange of Good Practices

2019-3-MT01-KA205-074043

Dyslexic Teens Dialogue - Malta

Dis...correre - Italy

2020 - 2023



**Co-funded by
the European Union**



VisitMalta

G
r
a
z
i
e



G
r
a
z
z
i

Our video with
samples of good
practices will
follow now....

